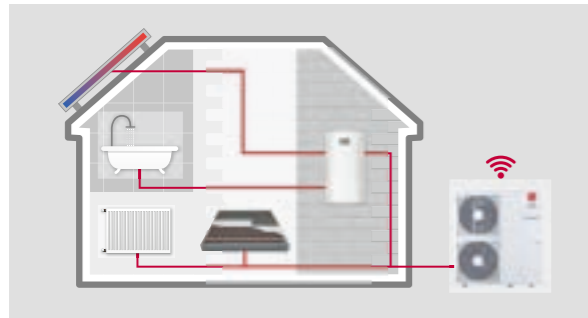
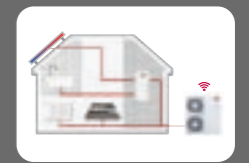
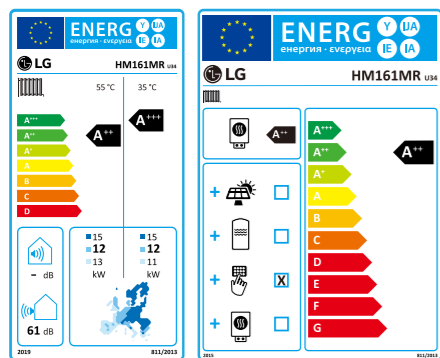


# THERMA V™ R32 R32 MONOBLOC S



## Energy Label




\* 16kW 10 model.  
\* A+++ to D scale.

## R32 Monobloc S Introduction

The THERMA V R32 Monobloc S is the 2nd generation of LG's R32 Monobloc series. As implied by "silence" and "supreme," it boasts reduced noise level and best performance in the THERMA V Series. Combining the indoor and outdoor as one module, it's also connected by only water piping eliminating the need for refrigerant piping. Furthermore, hydronic components like the plate heat exchanger, expansion tank, water pump, flow sensor, pressure sensor, air vent valves, and safety valve are conveniently situated inside the unit. The R32 Monobloc S provides excellent heating performance, especially at low ambient temperature while lowering its carbon emissions with R32.

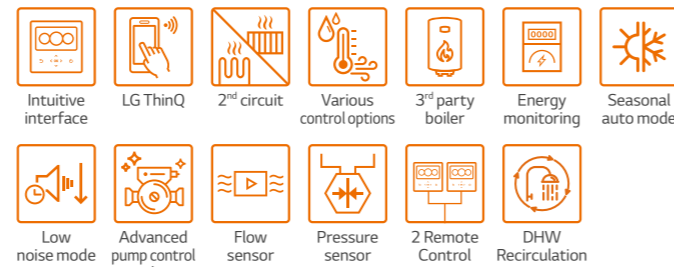
## Key Components



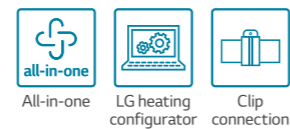
## Excellent Performance & Efficiency



## User Convenience



## Easy Installation & Maintenance



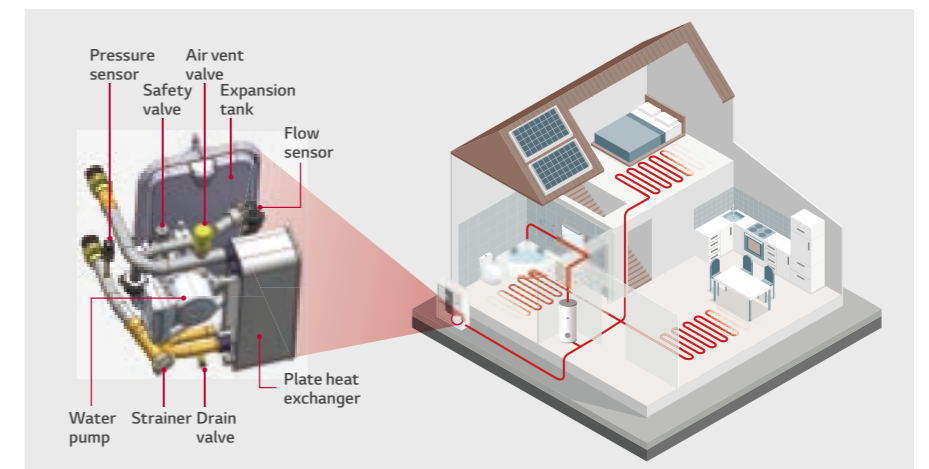
\* Detailed description for each function is presented on page 28 - 35.



## Monobloc Concept

R32 Monobloc S is an all-in-one concept and reduced weight allows for quicker and easier installations.

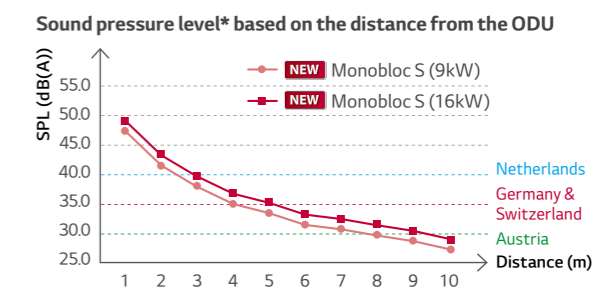

- Additional hydronic components are included in the package
- Easier and quicker installation without refrigerant piping work



## Reduced Noise Level

R32 Monobloc S can be installed at the minimum of 4m away (based on 9kW model & Low noise mode) from neighboring houses while complying with German noise regulation.

Description		Germany	Austria	Switzerland	Netherlands
Sound Pressure Threshold	Day Time	50 dB (A) (06:00 - 22:00)	40 dB (A) (06:00 - 19:00)	40 dB (A) (07:00 - 19:00)	45 dB (A) (07:00 - 19:00)
	Evening	-	35 dB (A) (19:00 - 22:00)	-	-
	Night Time	35 dB (A) (22:00 - 06:00)	30 dB (A) (22:00 - 06:00)	35 dB (A) (19:00 - 07:00)	40 dB (A) (19:00 - 07:00)



\* Sound Pressure Level is converted from Sound Power Level of Low Noise Mode based on Tonality penalty of 0dB and installation in free-field.

# PRODUCT SPECIFICATION

## R32 Monobloc S



HM051MR U44  
HM071MR U44  
HM091MR U44



### Features

- All-in-one outdoor unit
- SCOP up to 4.55 (Average climate / Low temp. application) : A+++  
SCOP up to 3.20 (Average climate / Mid temp. application) : A++
- COP up to 4.70 (Outdoor air 7°C / Leaving water 35°C)
- 100% heating capacity at -15°C OAT (@ LWT 35°C)
- Low sound level allowing high installation location flexibility
- Wide operation range (ambient : -25 ~ 35°C / water side : 15 ~ 65°C)
- Built-in water flow & pressure sensors to monitor real-time water circuit
- R32 refrigerant with reduced global warming potential (GWP)
- R1 compressor
- Improved heat exchanger design (New Black Fin)
- LG ThinQ
- KEYMARK / EHPA (for Germany) / MCS / EUROVENT certification

\* EHPA (for Austria and Switzerland) label under development

### Model Line-up

Capacity	Unit	Model Name		
		Capacity (kW)		
		5.5	7.0	9.0
1 Phase Model 220 - 240V, 1Ø, 50Hz	Monobloc Unit	HM051MR U44	HM071MR U44	HM091MR U44

### Seasonal Energy

Description	Unit	HM051MR U44	HM071MR U44	HM091MR U44		
Space Heating (According to EN14825)	Average Climate Water Outlet 35°C	SCOP	4.46	4.48	4.55	
	Average Climate Water Outlet 55°C	Seasonal Space Heating Efficiency (η <sub>s</sub> )	%	175	176	179
		Seasonal Space Heating Eff. Class (A+++ to D Scale)	-	A+++	A+++	A+++
	Average Climate Water Outlet 55°C	SCOP	-	3.20	3.20	3.20
Seasonal Space Heating Efficiency (η <sub>s</sub> )		%	125	125	125	
Seasonal Space Heating Eff. Class (A+++ to D Scale)		-	A++	A++	A++	

### Nominal Capacity and Nominal Power Input

Description	OAT <sup>1)</sup> (DB)	LWT <sup>2)</sup> (DB)	Unit	HM051MR U44	HM071MR U44	HM091MR U44	
Nominal Capacity	Heating	7°C	35°C	kW	5.50	7.00	9.00
		7°C	55°C		5.50	5.50	5.50
		2°C	35°C		4.40	5.60	6.80
	Cooling	35°C	18°C		5.50	7.00	9.00
		35°C	7°C		5.50	7.00	9.00
		7°C	35°C		1.17	1.49	1.96
Nominal Power Input	Heating	7°C	55°C	kW	2.04	2.04	2.04
		2°C	35°C		1.22	1.58	1.94
		35°C	18°C		1.17	1.56	2.14
	Cooling	35°C	7°C		1.67	2.19	2.90
		7°C	35°C		4.70	4.70	4.60
		7°C	55°C		2.70	2.70	2.70
COP	Heating	2°C	35°C	W/W	3.60	3.55	3.50
		35°C	18°C		4.70	4.50	4.20
		35°C	7°C		3.30	3.20	3.10
EER	Cooling			W/W			

1) OAT : Outdoor Air Temperature  
2) LWT : Leaving Water Temperature

### Product Specification

Technical Specification				Unit	HM051MR U44	HM071MR U44	HM091MR U44
Water Side	Operation Range (leaving water temperature)	Heating	Min. - Max.	°C DB	15 - 65		
		Cooling			5 - 27 (16 - 27) <sup>1)</sup>		
		DHW			15 - 80 <sup>2)</sup>		
	Piping Connections	Water Circuit	Inlet	Inch	Male PT 1" according to ISO 7-1 (tapered pipe threads)		
		Outlet	Inch	Male PT 1" according to ISO 7-1 (tapered pipe threads)			
	Rated Water Flow Rate at LWT 35°C			LPM	15.8	20.1	25.9
Refrigerant Side	Operation Range (outdoor temperature)	Heating	Min - Max	°C DB	-25 - 35		
		Cooling			5 - 48		
	Compressor	Quantity	EA	1			
		Type	-	Hermetic Sealed Scroll			
	Refrigerant	Type	-	R32			
		GWP (Global Warming Potential)	-	675			
Precharged Amount		g	1,400				
	t-CO2 eq	-	0.945				
Sound Power Level		Heating	Rated Low Noise Mode	dB(A)	57		
					54		55
Sound Pressure Level (at 1m)		Heating	Rated Low Noise Mode	dB(A)	35		
					32		33
Dimensions		Unit	W x H x D	mm	1,239 x 834 x 330		
Weight		Unit		kg	89.0		
Exterior		Color / RAL Code		-	Warm Gray / RAL 7044		
Power Supply		Voltage, Phase, Frequency		V, Ø, Hz	220-240, 1, 50		
		Rated Running Current	Heating	A	5.2	6.6	8.7
			Cooling	A	5.2	6.9	9.5
		Recommended Circuit Breaker		A	16	20	25
Wiring Connections		Power Supply Cable (included earth, H07RN-F)		mm <sup>2</sup> x cores	4.0 x 3C		

1) When fan coil unit not used.  
2) DHW 58-80°C Operating is available only when the booster heater is operating.

#### Note

- Due to our policy of innovation some specifications may be changed without notification.
- Wiring cable size must comply with the applicable local and national codes. Especially the power cable and circuit breaker should be selected in accordance with that.
- Sound power level is measured on the rated condition in accordance with ISO 9614 standard. Sound pressure level is converted from sound power level based on tonality penalty of 0dB and installation in free-field. Therefore, these values can be increased owing to ambient conditions during operation. Rated sound power level is according to the EN12102-1 under conditions of the EN14825.
- Performances are accordance with EN14511 and reflect ErP testing conditions. Above gives the declared values at rated conditions acc. ErP regulation.
  - Rated running current : Outdoor Temp. 7°C DB / 6°CWB, LWT 35°C
- This product contains Fluorinated greenhouse gases.

# PRODUCT SPECIFICATION

## Performance Table for Heating Operation

Maximum Heating Capacity (Including Defrost Effect)

### HM051MR U44

Outdoor Temperature	LWT 30 °C	LWT 35 °C	LWT 40 °C	LWT 45 °C	LWT 50 °C	LWT 55 °C	LWT 60 °C	LWT 65 °C
	TC	TC	TC	TC	TC	TC	TC	TC
-25°C DB	5.50	5.50	5.50	5.50	-	-	-	-
-20°C DB	5.50	5.50	5.50	5.50	5.23	-	-	-
-15°C DB	5.50	5.50	5.50	5.50	5.23	5.23	-	-
-7°C DB	5.50	5.50	5.50	5.50	5.50	5.50	5.50	-
-4°C DB	5.50	5.50	5.50	5.50	5.50	5.50	5.50	5.50
-2°C DB	5.50	5.50	5.50	5.50	5.50	5.50	5.50	5.50
2°C DB	5.50	5.50	5.50	5.50	5.50	5.50	5.50	5.50
7°C DB	5.50	5.50	5.50	5.50	5.50	5.50	5.50	5.50
10°C DB	5.50	5.50	5.50	5.50	5.50	5.50	5.50	5.50
15°C DB	5.50	5.50	5.50	5.50	5.50	5.50	5.50	5.50
18°C DB	5.50	5.50	5.50	5.50	5.50	5.50	5.50	5.50
20°C DB	5.50	5.50	5.50	5.50	5.50	5.50	5.50	5.50
35°C DB	5.50	5.50	5.50	5.50	5.50	5.50	5.50	5.50

### HM071MR U44

Outdoor Temperature	LWT 30 °C	LWT 35 °C	LWT 40 °C	LWT 45 °C	LWT 50 °C	LWT 55 °C	LWT 60 °C	LWT 65 °C
	TC	TC	TC	TC	TC	TC	TC	TC
-25°C DB	5.85	5.85	5.85	5.85	-	-	-	-
-20°C DB	6.43	6.43	6.43	6.43	6.10	-	-	-
-15°C DB	7.00	7.00	7.00	7.00	6.65	6.65	-	-
-7°C DB	7.00	7.00	7.00	7.00	7.00	7.00	7.00	-
-4°C DB	7.00	7.00	7.00	7.00	7.00	7.00	7.00	7.00
-2°C DB	7.00	7.00	7.00	7.00	7.00	7.00	7.00	7.00
2°C DB	7.00	7.00	7.00	7.00	7.00	7.00	7.00	7.00
7°C DB	7.00	7.00	7.00	7.00	7.00	7.00	7.00	7.00
10°C DB	7.00	7.00	7.00	7.00	7.00	7.00	7.00	7.00
15°C DB	7.00	7.00	7.00	7.00	7.00	7.00	7.00	7.00
18°C DB	7.00	7.00	7.00	7.00	7.00	7.00	7.00	7.00
20°C DB	7.00	7.00	7.00	7.00	7.00	7.00	7.00	7.00
35°C DB	7.00	7.00	7.00	7.00	7.00	7.00	7.00	7.00

### HM091MR U44

Outdoor Temperature	LWT 30 °C	LWT 35 °C	LWT 40 °C	LWT 45 °C	LWT 50 °C	LWT 55 °C	LWT 60 °C	LWT 65 °C
	TC	TC	TC	TC	TC	TC	TC	TC
-25°C DB	6.20	6.20	6.20	6.20	-	-	-	-
-20°C DB	7.60	7.60	7.60	7.60	7.22	-	-	-
-15°C DB	9.00	9.00	9.00	9.00	8.55	8.55	-	-
-7°C DB	9.00	9.00	9.00	9.00	9.00	9.00	9.00	-
-4°C DB	9.00	9.00	9.00	9.00	9.00	9.00	9.00	9.00
-2°C DB	9.00	9.00	9.00	9.00	9.00	9.00	9.00	9.00
2°C DB	9.00	9.00	9.00	9.00	9.00	9.00	9.00	9.00
7°C DB	9.00	9.00	9.00	9.00	9.00	9.00	9.00	9.00
10°C DB	9.00	9.00	9.00	9.00	9.00	9.00	9.00	9.00
15°C DB	9.00	9.00	9.00	9.00	9.00	9.00	9.00	9.00
18°C DB	9.00	9.00	9.00	9.00	9.00	9.00	9.00	9.00
20°C DB	9.00	9.00	9.00	9.00	9.00	9.00	9.00	9.00
35°C DB	9.00	9.00	9.00	9.00	9.00	9.00	9.00	9.00

Note

1. DB : Dry Bulb Temperature (°C), LWT : Leaving Water Temperature (°C), LPM : Liters Per Minute (ℓ/min), TC : Total Capacity (kW)
2. Direct interpolation is permissible. Do not extrapolate.
3. Measuring procedure follows EN-14511.
  - Rated values are based on standard conditions and it can be found on specifications.
  - Above table values may not be matched according to installation condition. Except for rated value, the performance is not guaranteed.
  - In accordance with the test standard (or nations), the rating will vary slightly.
4. The shaded areas are not guaranteed continuous operation.

## Performance Table for Cooling Operation

Maximum Cooling Capacity

### HM051MR U44

Outdoor Temperature	LWT 7°C	LWT 10°C	LWT 13°C	LWT 15°C	LWT 18°C	LWT 20°C	LWT 22°C
	TC	TC	TC	TC	TC	TC	TC
10°C DB	5.50	5.50	5.50	5.50	5.50	5.50	5.50
20°C DB	5.50	5.50	5.50	5.50	5.50	5.50	5.50
30°C DB	5.50	5.50	5.50	5.50	5.50	5.50	5.50
35°C DB	5.50	5.50	5.50	5.50	5.50	5.50	5.50
40°C DB	5.29	5.32	5.36	5.38	5.41	5.43	5.45
45°C DB	5.09	5.15	5.21	5.25	5.31	5.36	5.40

### HM071MR U44

Outdoor Temperature	LWT 7°C	LWT 10°C	LWT 13°C	LWT 15°C	LWT 18°C	LWT 20°C	LWT 22°C
	TC	TC	TC	TC	TC	TC	TC
10°C DB	7.00	7.00	7.00	7.00	7.00	7.00	7.00
20°C DB	7.00	7.00	7.00	7.00	7.00	7.00	7.00
30°C DB	7.00	7.00	7.00	7.00	7.00	7.00	7.00
35°C DB	7.00	7.00	7.00	7.00	7.00	7.00	7.00
40°C DB	6.36	6.45	6.55	6.61	6.71	6.77	6.84
45°C DB	5.71	5.82	5.92	5.99	6.10	6.17	6.24

### HM091MR U44

Outdoor Temperature	LWT 7°C	LWT 10°C	LWT 13°C	LWT 15°C	LWT 18°C	LWT 20°C	LWT 22°C
	TC	TC	TC	TC	TC	TC	TC
10°C DB	9.00	9.00	9.00	9.00	9.00	9.00	9.00
20°C DB	9.00	9.00	9.00	9.00	9.00	9.00	9.00
30°C DB	9.00	9.00	9.00	9.00	9.00	9.00	9.00
35°C DB	9.00	9.00	9.00	9.00	9.00	9.00	9.00
40°C DB	7.66	7.66	7.65	7.65	7.65	7.65	7.65
45°C DB	6.31	6.35	6.39	6.42	6.45	6.48	6.51

Note

1. DB : Dry Bulb Temperature (°C), LWT : Leaving Water Temperature (°C), LPM : Liters Per Minute (ℓ/min), TC : Total Capacity (kW)
2. Direct interpolation is permissible. Do not extrapolate.
3. Measuring procedure follows EN-14511.
  - Rated values are based on standard conditions and it can be found on specifications.
  - Above table values may not be matched according to installation condition. Except for rated value, the performance is not guaranteed.
  - In accordance with the test standard (or nations), the rating will vary slightly.
4. The shaded areas are not guaranteed continuous operation.

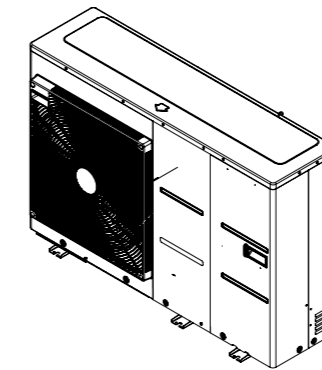
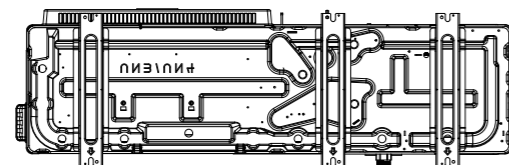
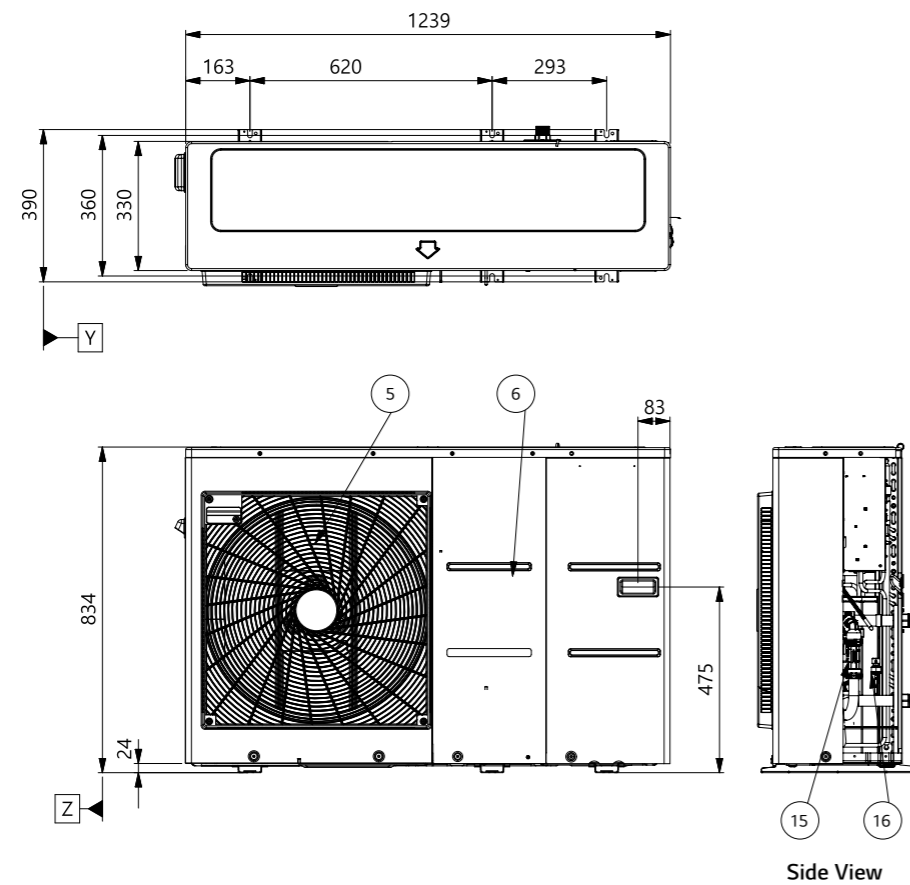
# PRODUCT SPECIFICATION

## Drawings

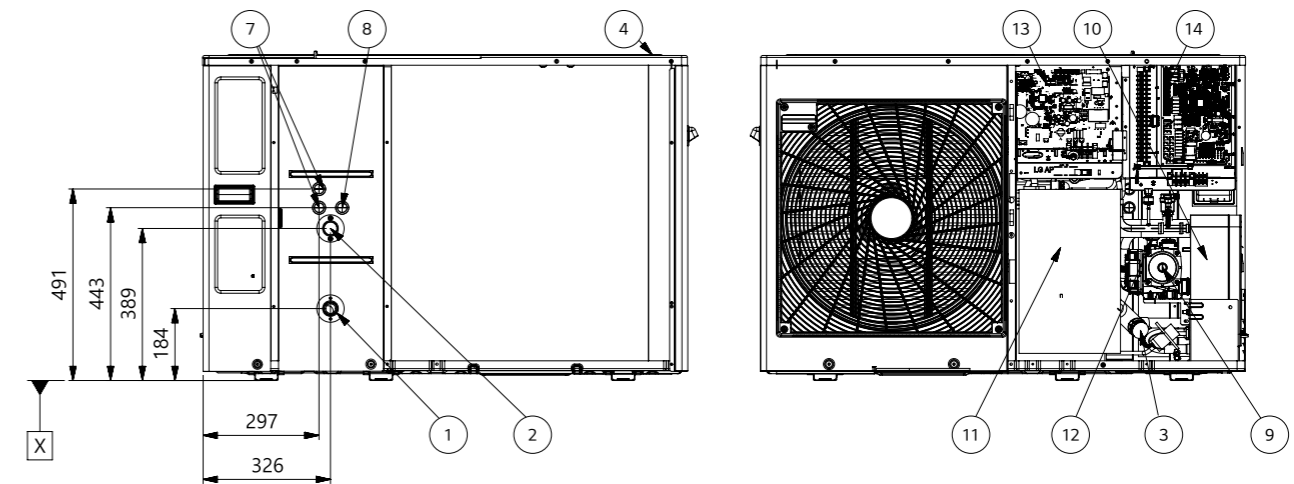
Category	Unit	Model Name		
		Capacity (kW)		
		5.5	7.0	9.0
1 Phase Model 220 - 240V, 1Ø, 50Hz	Monobloc Unit	HM051MR U44	HM071MR U44	HM091MR U44

HM051MR U44 / HM071MR U44 / HM091MR U44

[Unit : mm]



3D View



No.	Part Name	Description
1	Entering water pipe	Male PT 1" according to ISO 7-1 (tapered pipe threads)
2	Leaving water pipe	Male PT 1" according to ISO 7-1 (tapered pipe threads)
3	Strainer	Filtering and stacking particles inside circulating water
4	Top cover	-
5	Front Panel	-
6	Side Panel	-
7	Low Voltage	Communication cable hole
8	UNIT Power	Power cable hole
9	Water Pump	GRUNDFOS UPM3K 20-75 CHBL
10	Plate Heat Exchanger	Heat exchange between refrigerant and water
11	Compressor shield panel	-
12	Safety valve	Open at water pressure 3 bar
13	Indoor Control Box	Indoor PCB and terminal blocks
14	Outdoor Control Box	Outdoor PCB and terminal blocks
15	Flow sensor	SIKA VVX20 5-80 LPM
16	Pressure Sensor	SENSATA 2HMP3-05W 0-2MPa

# PRODUCT SPECIFICATION

## R32 Monobloc S



- HM121MR U34
- HM141MR U34
- HM161MR U34
- HM123MR U34
- HM143MR U34
- HM163MR U34



### Features

- All-in-one outdoor unit
- SCOP up to 4.67 (Average climate / Low temp. application) : A+++  
SCOP up to 3.47 (Average climate / Mid temp. application) : A++
- COP up to 4.90 (Outdoor air 7°C / Leaving water 35°C)
- 100% heating capacity at -15°C OAT (@ LWT 35°C, except for 16kW model)
- Low sound level allowing high installation location flexibility
- Wide operation range (ambient : -25 ~ 35°C / water side : 15 ~ 65°C)
- Built-in water flow & pressure sensors to monitor real-time water circuit
- R32 refrigerant with reduced global warming potential (GWP)
- R1 compressor
- Improved heat exchanger design (New Black Fin)
- LG ThinQ
- KEYMARK / EHPA (for Germany, 3Ø model only) / MCS / EUROVENT certification

\* EHPA (for Austria and Switzerland) label under development

### Model Line-up

Capacity	Unit	Model Name		
		Capacity (kW)		
		12.0	14.0	16.0
1 Phase Model 220 - 240V, 1Ø, 50Hz	Monobloc Unit	HM121MR U34	HM141MR U34	HM161MR U34
		HM123MR U34	HM143MR U34	HM163MR U34
3 Phase Model 380 - 415V, 3Ø, 50Hz				

### Seasonal Energy

Description	Unit	HM121MR U34 (1Ø)	HM141MR U34 (1Ø)	HM161MR U34 (1Ø)		
		HM123MR U34 (3Ø)	HM143MR U34 (3Ø)	HM163MR U34 (3Ø)		
Space Heating (According to EN14825)	Average Climate Water Outlet 35°C	SCOP	-	4.67	4.62	4.53
		Seasonal Space Heating Efficiency (η <sub>s</sub> )	%	184	182	178
		Seasonal Space Heating Eff. Class (A+++ to D Scale)	-	A+++	A+++	A+++
	Average Climate Water Outlet 55°C	SCOP	-	3.47	3.46	3.45
		Seasonal Space Heating Efficiency (η <sub>s</sub> )	%	136	135	135
		Seasonal Space Heating Eff. Class (A+++ to D Scale)	-	A++	A++	A++

### Nominal Capacity and Nominal Power Input

Description	OAT <sup>1)</sup> (DB)	LWT <sup>2)</sup> (DB)	Unit	HM121MR U34 (1Ø)	HM141MR U34 (1Ø)	HM161MR U34 (1Ø)
				HM123MR U34 (3Ø)	HM143MR U34 (3Ø)	HM163MR U34 (3Ø)
Nominal Capacity	Heating	7°C	35°C	12.00	14.00	16.00
		7°C	55°C	11.00	11.50	12.00
	Cooling	2°C	35°C	11.00	12.00	13.80
		35°C	18°C	12.00	14.00	16.00
Nominal Power Input	Heating	7°C	35°C	2.45	2.92	3.40
		7°C	55°C	3.79	4.04	4.29
	Cooling	2°C	35°C	3.01	3.31	3.83
		35°C	18°C	2.53	3.26	4.00
COP	Heating	7°C	35°C	4.90	4.80	4.70
		7°C	55°C	2.90	2.85	2.80
	Cooling	2°C	35°C	3.65	3.63	3.60
		35°C	18°C	4.75	4.30	4.00
EER				3.30	3.30	3.10

1) OAT : Outdoor Air Temperature  
2) LWT : Leaving Water Temperature

### Product Specification

Technical Specification			Unit	HM121MR U34	HM141MR U34	HM161MR U34	HM123MR U34	HM143MR U34	HM163MR U34
Water Side	Operation Range (leaving water temperature)	Heating	Min. - Max.	°C DB	15 ~ 65				
		Cooling			5 ~ 27 (16 ~ 27) <sup>1)</sup>				
	Piping Connections	Water	Inlet	Inch	Male PT 1" according to ISO 7-1 (tapered pipe threads)				
		Circuit			Outlet	Inch	Male PT 1" according to ISO 7-1 (tapered pipe threads)		
Rated Water Flow Rate at LWT 35°C			LPM	34.5	40.3		46.0	34.5	40.3
Refrigerant Side	Operation Range (outdoor temp.)	Heating	Min. - Max.	°C DB	-25 ~ 35				
		Cooling			5 ~ 48				
	Compressor	Quantity	EA	1					
		Type	-	Hermetic Sealed Scroll					
	Refrigerant	Type	-	R32					
		GWP (global warming potential)	-	675					
Precharged Amount		g	2,000						
t-CO <sub>2</sub> eq			-	1,350					
Sound Power Level	Heating	Rated	dB(A)	60	61	60	61		
		Low Noise Mode		56	57	56	57		
Sound Pressure Level (at 1m)	Heating	Rated	dB(A)	38	39	38	39		
		Low Noise Mode		34	35	34	35		
Dimensions	Unit	W x H x D	mm	1,239 x 1,380 x 330					
Weight	Unit		kg	118.6					
Exterior	Color / RAL Code		-	Warm Gray / RAL 7044					
Power Supply	Voltage, Phase, Frequency		V, Ø, Hz	220-240, 1, 50			380-415, 3, 50		
	Rated Running Current	Heating	A	10.9	12.9	15.1	3.6	4.3	5.0
		Cooling	A	11.2	14.4	17.7	3.7	4.8	5.9
Recommended Circuit Breaker		A		40			16		
Wiring Connections		Power Supply Cable (included earth, H07RN-F)	mm <sup>2</sup> x cores	6.0 x 3C			4.0 x 5C		

1) When fan coil unit not used.  
2) DHW 58-80°C Operating is available only when the booster heater is operating.

#### Note

1. Due to our policy of innovation some specifications may be changed without notification.
2. Wiring cable size must comply with the applicable local and national codes. Especially the power cable and circuit breaker should be selected in accordance with that.
3. Sound power level is measured on the rated condition in according with ISO 9614 standard. Sound pressure level is converted from sound power level based on tonality penalty of 0dB and installation in free-field. Therefore, these values can be increased owing to ambient conditions during operation. Rated sound power level is according to the EN12102-1 under conditions of the EN14825.
4. Performances are accordance with EN14511 and reflect ErP testing conditions. Above gives the declared values at rated conditions acc. ErP regulation.
  - Rated running current : Outdoor Temp. 7°C DB / 6°C CWB, LWT 35°C
5. This product contains Fluorinated greenhouse gases.